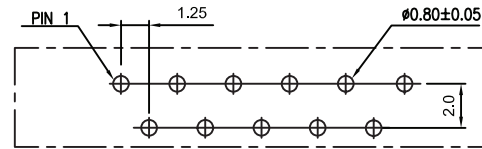
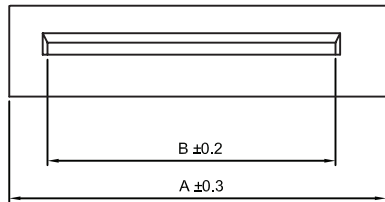
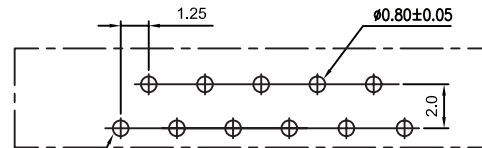


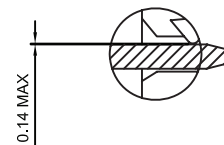
Recommended P.C. Board Hole Layout



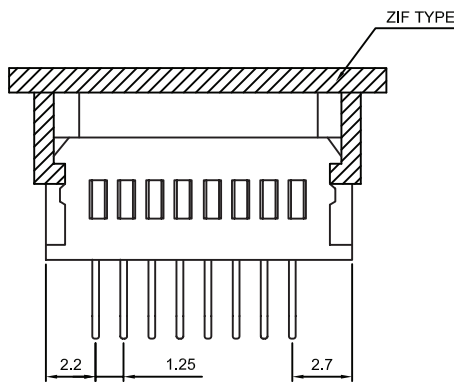
A Type



B Type



DETAIL A CLOSE TYPE



Specifications

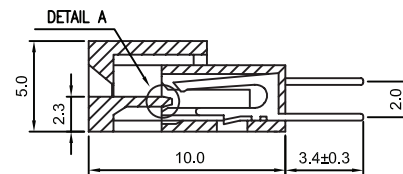
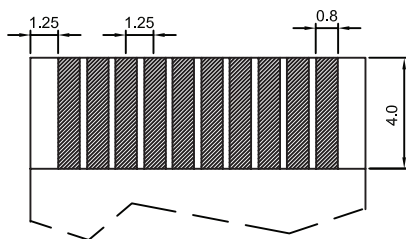
- Current Rating: 1 Amp
- Dielectric Withstanding Voltage: 500 VAC Min.
- Insulation Resistance: 500 Megaohms Min.
- Contact Resistance: 20 Milliohms Max.
- Operating Temperature Range: -55°C to 85°C
- Insulator: Polyester, UL94V-0, PBT
- Contact: Phosphor Bronze
- Plating: All Tin, Lead Free
- Insulator Color: White

Part Numbering System

FPCZ125-SD X - XX T

- Series** ————
- Contact Option:** ————
- A = A Type
- B = B Type
- No. of Pins** ————
- Contact Plated:** ————
- T = Tin Plated

FFC/FPC Dimension Thickness 0.3 ± 0.05mm



General Tolerance	
X. ± 0.50	X.° ± 5°
.X ± 0.20	.X° ± 2°
.XX ± 0.10	.XX° ± 1°
Units : mm	

#Pin	03	04	05	06	07	08	09	10	11	12	13	14	15	16	17	18	19	20	21	22	23	24	25	26	27	28	29	30	31
A	9.55	10.80	12.05	13.30	14.55	15.80	17.05	18.30	19.55	20.80	22.05	23.30	24.55	25.80	27.05	28.30	29.55	30.80	32.05	33.30	34.55	35.80	37.05	38.30	39.55	40.80	42.05	43.30	44.55
B	5.20	6.45	7.70	8.95	10.20	11.45	12.70	13.95	15.20	16.45	17.70	18.95	20.20	21.45	22.70	23.95	25.20	26.45	27.70	28.95	30.20	31.45	32.70	33.95	35.20	36.45	37.70	38.95	40.20